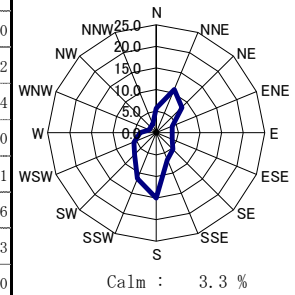


第3節 風向・風速階級別頻度表及び風配図

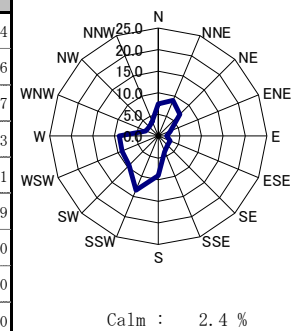
富山水橋 観測局

| 風速 | 風向 | N | NNE | NE | ENE | E | ESE | SE | SSE | S | SSW | SW | WSW | W | WNW | NW | NNW | calm | 合計 | 頻度 (%) |
|-----------|----|-----|------|-----|-----|-----|-----|-----|-----|------|------|-----|-----|-----|-----|-----|-----|------|-------|--------|
| calm | | - | | | | | | | | | | | | | | | | 289 | 289 | 3.3 |
| 0.2 ~ 0.4 | | 19 | 39 | 146 | 112 | 107 | 86 | 64 | 55 | 43 | 27 | 21 | 16 | 20 | 13 | 7 | 12 | | 787 | 9.0 |
| 0.5 ~ 0.7 | | 23 | 66 | 163 | 62 | 88 | 124 | 160 | 162 | 93 | 53 | 37 | 48 | 27 | 17 | 18 | 9 | | 1150 | 13.2 |
| 0.8 ~ 1.0 | | 55 | 133 | 118 | 26 | 31 | 70 | 128 | 154 | 188 | 78 | 54 | 47 | 29 | 23 | 16 | 21 | | 1171 | 13.4 |
| 1.1 ~ 3.0 | | 341 | 539 | 231 | 114 | 82 | 60 | 110 | 214 | 822 | 436 | 279 | 218 | 103 | 84 | 86 | 119 | | 3838 | 44.0 |
| 3.1 ~ 5.0 | | 44 | 139 | 58 | 21 | 3 | 0 | 3 | 1 | 122 | 208 | 140 | 118 | 123 | 11 | 43 | 20 | | 1054 | 12.1 |
| 5.1 ~ 7.0 | | 8 | 23 | 8 | 1 | 0 | 0 | 0 | 0 | 27 | 114 | 71 | 36 | 21 | 2 | 1 | 4 | | 316 | 3.6 |
| 7.1m/s以上 | | 1 | 0 | 0 | 0 | 0 | 0 | 0 | 0 | 19 | 75 | 16 | 3 | 0 | 0 | 0 | 0 | | 114 | 1.3 |
| 合計 | | 491 | 939 | 724 | 336 | 311 | 340 | 465 | 586 | 1314 | 991 | 618 | 486 | 323 | 150 | 171 | 185 | | 8719 | 100.0 |
| 頻度 (%) | | 5.6 | 10.8 | 8.3 | 3.9 | 3.6 | 3.9 | 5.3 | 6.7 | 15.1 | 11.4 | 7.1 | 5.6 | 3.7 | 1.7 | 2.0 | 2.1 | 3.3 | 100.0 | |



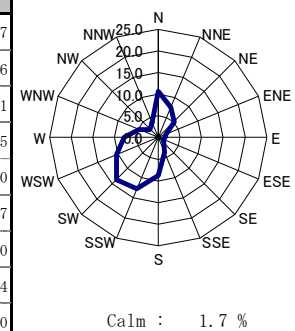
富山岩瀬 観測局

| 風速 | 風向 | N | NNE | NE | ENE | E | ESE | SE | SSE | S | SSW | SW | WSW | W | WNW | NW | NNW | calm | 合計 | 頻度 (%) |
|-----------|----|-----|-----|-----|-----|-----|-----|-----|-----|-----|------|-----|-----|-----|-----|-----|-----|------|-------|--------|
| calm | | - | | | | | | | | | | | | | | | | 211 | 211 | 2.4 |
| 0.2 ~ 0.4 | | 25 | 10 | 18 | 19 | 21 | 23 | 41 | 45 | 32 | 37 | 37 | 36 | 31 | 19 | 52 | 42 | | 488 | 5.6 |
| 0.5 ~ 0.7 | | 32 | 22 | 24 | 19 | 43 | 46 | 71 | 85 | 67 | 72 | 76 | 76 | 42 | 42 | 62 | 69 | | 848 | 9.7 |
| 0.8 ~ 1.0 | | 48 | 37 | 31 | 39 | 36 | 59 | 57 | 72 | 100 | 108 | 138 | 104 | 56 | 45 | 54 | 90 | | 1074 | 12.3 |
| 1.1 ~ 3.0 | | 410 | 414 | 325 | 169 | 69 | 122 | 89 | 129 | 398 | 576 | 467 | 438 | 359 | 136 | 90 | 109 | | 4300 | 49.1 |
| 3.1 ~ 5.0 | | 134 | 297 | 191 | 9 | 0 | 5 | 1 | 6 | 91 | 232 | 89 | 112 | 205 | 21 | 0 | 0 | | 1393 | 15.9 |
| 5.1 ~ 7.0 | | 4 | 8 | 30 | 0 | 0 | 0 | 0 | 0 | 77 | 116 | 17 | 18 | 81 | 2 | 0 | 0 | | 353 | 4.0 |
| 7.1m/s以上 | | 0 | 0 | 5 | 0 | 0 | 0 | 0 | 0 | 29 | 41 | 1 | 5 | 9 | 0 | 0 | 0 | | 90 | 1.0 |
| 合計 | | 653 | 788 | 624 | 255 | 169 | 255 | 259 | 337 | 794 | 1182 | 825 | 789 | 783 | 265 | 258 | 310 | | 8757 | 100.0 |
| 頻度 (%) | | 7.5 | 9.0 | 7.1 | 2.9 | 1.9 | 2.9 | 3.0 | 3.8 | 9.1 | 13.5 | 9.4 | 9.0 | 8.9 | 3.0 | 2.9 | 3.5 | 2.4 | 100.0 | |



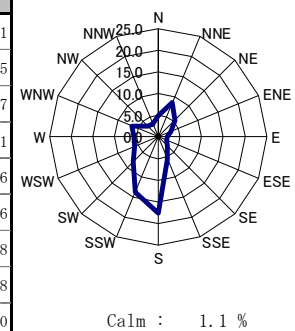
富山芝園 観測局

| 風速 | 風向 | N | NNE | NE | ENE | E | ESE | SE | SSE | S | SSW | SW | WSW | W | WNW | NW | NNW | calm | 合計 | 頻度 (%) |
|-----------|----|------|-----|-----|-----|-----|-----|-----|-----|-----|------|------|------|-----|-----|-----|-----|------|-------|--------|
| calm | | - | | | | | | | | | | | | | | | | 146 | 146 | 1.7 |
| 0.2 ~ 0.4 | | 13 | 13 | 10 | 10 | 15 | 20 | 5 | 22 | 17 | 35 | 39 | 35 | 19 | 27 | 16 | 23 | | 319 | 3.6 |
| 0.5 ~ 0.7 | | 38 | 28 | 15 | 8 | 18 | 18 | 15 | 40 | 41 | 71 | 111 | 84 | 40 | 37 | 35 | 25 | | 624 | 7.1 |
| 0.8 ~ 1.0 | | 46 | 24 | 14 | 18 | 28 | 16 | 24 | 51 | 56 | 127 | 210 | 186 | 72 | 41 | 37 | 52 | | 1002 | 11.5 |
| 1.1 ~ 3.0 | | 650 | 371 | 217 | 118 | 74 | 53 | 100 | 172 | 318 | 670 | 731 | 468 | 245 | 148 | 114 | 189 | | 4638 | 53.0 |
| 3.1 ~ 5.0 | | 190 | 207 | 165 | 14 | 4 | 3 | 15 | 42 | 186 | 149 | 60 | 93 | 165 | 110 | 28 | 27 | | 1458 | 16.7 |
| 5.1 ~ 7.0 | | 1 | 11 | 31 | 0 | 0 | 0 | 0 | 6 | 112 | 53 | 32 | 35 | 104 | 43 | 6 | 4 | | 438 | 5.0 |
| 7.1m/s以上 | | 1 | 0 | 2 | 0 | 0 | 0 | 0 | 0 | 40 | 10 | 8 | 10 | 43 | 10 | 0 | 0 | | 124 | 1.4 |
| 合計 | | 939 | 654 | 454 | 168 | 139 | 110 | 159 | 333 | 770 | 1115 | 1191 | 911 | 688 | 416 | 236 | 320 | | 8749 | 100.0 |
| 頻度 (%) | | 10.7 | 7.5 | 5.2 | 1.9 | 1.6 | 1.3 | 1.8 | 3.8 | 8.8 | 12.7 | 13.6 | 10.4 | 7.9 | 4.8 | 2.7 | 3.7 | 1.7 | 100.0 | |



富山蜷川 観測局

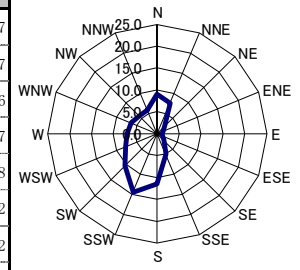
| 風速 | 風向 | N | NNE | NE | ENE | E | ESE | SE | SSE | S | SSW | SW | WSW | W | WNW | NW | NNW | calm | 合計 | 頻度 (%) |
|-----------|----|-----|-----|-----|-----|-----|-----|-----|-----|------|------|-----|-----|-----|-----|-----|-----|------|-------|--------|
| calm | | - | | | | | | | | | | | | | | | | 92 | 92 | 1.1 |
| 0.2 ~ 0.4 | | 20 | 15 | 24 | 18 | 8 | 21 | 25 | 18 | 41 | 45 | 47 | 29 | 23 | 22 | 10 | 18 | | 384 | 4.5 |
| 0.5 ~ 0.7 | | 18 | 36 | 36 | 33 | 33 | 35 | 36 | 73 | 114 | 126 | 100 | 65 | 52 | 31 | 23 | 22 | | 833 | 9.7 |
| 0.8 ~ 1.0 | | 30 | 56 | 40 | 34 | 32 | 35 | 48 | 93 | 189 | 202 | 114 | 88 | 53 | 57 | 24 | 34 | | 1129 | 13.1 |
| 1.1 ~ 3.0 | | 306 | 512 | 314 | 174 | 110 | 89 | 132 | 291 | 773 | 475 | 313 | 253 | 235 | 256 | 203 | 184 | | 4620 | 53.6 |
| 3.1 ~ 5.0 | | 52 | 123 | 51 | 6 | 3 | 1 | 10 | 16 | 237 | 217 | 94 | 47 | 98 | 157 | 34 | 23 | | 1169 | 13.6 |
| 5.1 ~ 7.0 | | 0 | 0 | 0 | 0 | 0 | 0 | 0 | 1 | 133 | 96 | 22 | 17 | 16 | 44 | 0 | 0 | | 329 | 3.8 |
| 7.1m/s以上 | | 0 | 0 | 0 | 0 | 0 | 0 | 0 | 0 | 31 | 29 | 3 | 4 | 1 | 2 | 0 | 0 | | 70 | 0.8 |
| 合計 | | 426 | 742 | 465 | 265 | 186 | 181 | 251 | 492 | 1518 | 1190 | 693 | 503 | 478 | 569 | 294 | 281 | | 8626 | 100.0 |
| 頻度 (%) | | 4.9 | 8.6 | 5.4 | 3.1 | 2.2 | 2.1 | 2.9 | 5.7 | 17.6 | 13.8 | 8.0 | 5.8 | 5.5 | 6.6 | 3.4 | 3.3 | 1.1 | 100.0 | |



※頻度は小数点以下第2位を四捨五入しているため、合計しても必ずしも100とはならない。

婦中速星 観測局

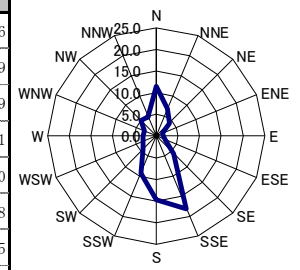
| 風速 | 風向 | N | NNE | NE | ENE | E | ESE | SE | SSE | S | SSW | SW | WSW | W | WNN | NW | NNW | calm | 合計 | 頻度 (%) |
|-----------|----|-----|-----|-----|-----|-----|-----|-----|-----|------|------|------|-----|-----|-----|-----|-----|------|-------|--------|
| calm | | - | | | | | | | | | | | | | | | | 63 | 63 | 0.7 |
| 0.2 ~ 0.4 | | 17 | 7 | 11 | 10 | 8 | 10 | 20 | 19 | 40 | 50 | 42 | 59 | 37 | 31 | 23 | 18 | - | 402 | 4.7 |
| 0.5 ~ 0.7 | | 39 | 20 | 9 | 11 | 21 | 20 | 33 | 42 | 114 | 247 | 160 | 92 | 58 | 46 | 58 | 34 | - | 1004 | 11.6 |
| 0.8 ~ 1.0 | | 38 | 13 | 14 | 20 | 15 | 15 | 28 | 55 | 127 | 314 | 191 | 112 | 70 | 53 | 67 | 52 | - | 1184 | 13.7 |
| 1.1 ~ 3.0 | | 483 | 284 | 146 | 85 | 45 | 54 | 86 | 234 | 498 | 566 | 431 | 291 | 186 | 214 | 271 | 331 | - | 4205 | 48.8 |
| 3.1 ~ 5.0 | | 196 | 302 | 27 | 0 | 2 | 9 | 13 | 77 | 105 | 56 | 63 | 66 | 131 | 133 | 78 | 57 | - | 1315 | 15.2 |
| 5.1 ~ 7.0 | | 10 | 26 | 2 | 0 | 0 | 0 | 3 | 12 | 73 | 12 | 18 | 39 | 81 | 76 | 4 | 10 | - | 366 | 4.2 |
| 7.1m/s以上 | | 1 | 0 | 0 | 0 | 0 | 0 | 0 | 0 | 34 | 3 | 0 | 12 | 30 | 6 | 0 | 0 | - | 86 | 1.0 |
| 合計 | | 784 | 652 | 209 | 126 | 91 | 108 | 183 | 439 | 991 | 1248 | 905 | 671 | 593 | 559 | 501 | 502 | - | 8625 | 100.0 |
| 頻度 (%) | | 9.1 | 7.6 | 2.4 | 1.5 | 1.1 | 1.3 | 2.1 | 5.1 | 11.5 | 14.5 | 10.5 | 7.8 | 6.9 | 6.5 | 5.8 | 5.8 | 0.7 | 100.0 | |



Calm : 0.7 %

滑川上島 観測局

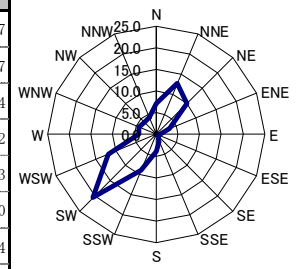
| 風速 | 風向 | N | NNE | NE | ENE | E | ESE | SE | SSE | S | SSW | SW | WSW | W | WNN | NW | NNW | calm | 合計 | 頻度 (%) |
|-----------|----|------|-----|-----|-----|-----|-----|-----|------|------|-----|-----|-----|-----|-----|-----|-----|------|-------|--------|
| calm | | - | | | | | | | | | | | | | | | | 52 | 52 | 0.6 |
| 0.2 ~ 0.4 | | 15 | 11 | 11 | 11 | 8 | 16 | 17 | 17 | 16 | 23 | 18 | 28 | 13 | 7 | 17 | 16 | - | 244 | 2.9 |
| 0.5 ~ 0.7 | | 23 | 21 | 24 | 21 | 19 | 32 | 34 | 64 | 59 | 50 | 40 | 24 | 27 | 17 | 22 | 26 | - | 503 | 5.9 |
| 0.8 ~ 1.0 | | 17 | 20 | 32 | 29 | 31 | 63 | 97 | 142 | 143 | 82 | 50 | 33 | 33 | 38 | 31 | 15 | - | 856 | 10.1 |
| 1.1 ~ 3.0 | | 333 | 231 | 204 | 76 | 75 | 84 | 323 | 1145 | 732 | 387 | 163 | 128 | 136 | 138 | 222 | 203 | - | 4580 | 54.0 |
| 3.1 ~ 5.0 | | 428 | 203 | 83 | 4 | 1 | 0 | 13 | 154 | 200 | 145 | 58 | 50 | 46 | 38 | 117 | 136 | - | 1676 | 19.8 |
| 5.1 ~ 7.0 | | 144 | 89 | 6 | 0 | 0 | 0 | 1 | 8 | 54 | 77 | 20 | 13 | 7 | 13 | 16 | 15 | - | 463 | 5.5 |
| 7.1m/s以上 | | 16 | 7 | 0 | 0 | 0 | 0 | 1 | 45 | 21 | 5 | 1 | 0 | 4 | 1 | 0 | 0 | - | 101 | 1.2 |
| 合計 | | 976 | 582 | 360 | 141 | 134 | 195 | 485 | 1531 | 1249 | 785 | 354 | 277 | 262 | 255 | 426 | 411 | - | 8475 | 100.0 |
| 頻度 (%) | | 11.5 | 6.9 | 4.2 | 1.7 | 1.6 | 2.3 | 5.7 | 18.1 | 14.7 | 9.3 | 4.2 | 3.3 | 3.1 | 3.0 | 5.0 | 4.8 | 0.6 | 100.0 | |



Calm : 0.6 %

高岡伏木 観測局

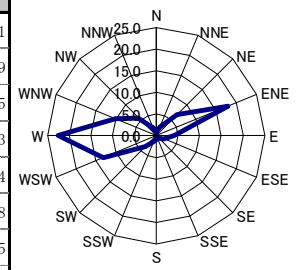
| 風速 | 風向 | N | NNE | NE | ENE | E | ESE | SE | SSE | S | SSW | SW | WSW | W | WNN | NW | NNW | calm | 合計 | 頻度 (%) |
|-----------|----|-----|------|------|-----|-----|-----|-----|-----|-----|-----|------|------|-----|-----|-----|-----|------|-------|--------|
| calm | | - | | | | | | | | | | | | | | | | 57 | 57 | 0.7 |
| 0.2 ~ 0.4 | | 11 | 9 | 7 | 4 | 4 | 12 | 13 | 13 | 16 | 16 | 27 | 34 | 25 | 19 | 15 | 15 | - | 240 | 2.7 |
| 0.5 ~ 0.7 | | 26 | 16 | 20 | 12 | 7 | 7 | 16 | 21 | 24 | 55 | 55 | 53 | 39 | 48 | 38 | 34 | - | 471 | 5.4 |
| 0.8 ~ 1.0 | | 45 | 28 | 16 | 23 | 4 | 4 | 11 | 18 | 37 | 72 | 103 | 66 | 49 | 53 | 56 | 47 | - | 632 | 7.2 |
| 1.1 ~ 3.0 | | 421 | 549 | 393 | 171 | 69 | 32 | 18 | 61 | 200 | 530 | 1197 | 468 | 148 | 209 | 212 | 251 | - | 4929 | 56.3 |
| 3.1 ~ 5.0 | | 98 | 400 | 324 | 74 | 8 | 0 | 1 | 25 | 50 | 94 | 345 | 248 | 76 | 44 | 23 | 28 | - | 1838 | 21.0 |
| 5.1 ~ 7.0 | | 16 | 94 | 95 | 5 | 0 | 0 | 0 | 13 | 17 | 17 | 53 | 143 | 14 | 3 | 0 | 2 | - | 472 | 5.4 |
| 7.1m/s以上 | | 0 | 26 | 29 | 3 | 0 | 0 | 0 | 2 | 4 | 2 | 14 | 32 | 3 | 1 | 0 | 0 | - | 116 | 1.3 |
| 合計 | | 617 | 1122 | 884 | 292 | 92 | 55 | 59 | 153 | 348 | 786 | 1794 | 1044 | 354 | 377 | 344 | 377 | - | 8755 | 100.0 |
| 頻度 (%) | | 7.0 | 12.8 | 10.1 | 3.3 | 1.1 | 0.6 | 0.7 | 1.7 | 4.0 | 9.0 | 20.5 | 11.9 | 4.0 | 4.3 | 3.9 | 4.3 | 0.7 | 100.0 | |



Calm : 0.7 %

高岡本丸 観測局

| 風速 | 風向 | N | NNE | NE | ENE | E | ESE | SE | SSE | S | SSW | SW | WSW | W | WNN | NW | NNW | calm | 合計 | 頻度 (%) |
|-----------|----|-----|-----|-----|------|-----|-----|-----|-----|-----|-----|-----|------|------|------|-----|-----|------|-------|--------|
| calm | | - | | | | | | | | | | | | | | | | 448 | 448 | 5.1 |
| 0.2 ~ 0.4 | | 30 | 29 | 30 | 22 | 55 | 49 | 43 | 40 | 46 | 54 | 87 | 93 | 141 | 125 | 69 | 41 | - | 954 | 10.9 |
| 0.5 ~ 0.7 | | 18 | 39 | 38 | 43 | 58 | 42 | 12 | 6 | 16 | 30 | 61 | 133 | 211 | 135 | 119 | 39 | - | 1000 | 11.5 |
| 0.8 ~ 1.0 | | 14 | 39 | 61 | 58 | 62 | 33 | 3 | 3 | 15 | 17 | 37 | 161 | 255 | 176 | 99 | 39 | - | 1072 | 12.3 |
| 1.1 ~ 3.0 | | 13 | 74 | 369 | 995 | 182 | 46 | 4 | 0 | 7 | 26 | 113 | 566 | 877 | 341 | 201 | 58 | - | 3872 | 44.4 |
| 3.1 ~ 5.0 | | 0 | 1 | 89 | 414 | 10 | 0 | 0 | 0 | 0 | 0 | 10 | 140 | 332 | 97 | 20 | 1 | - | 1114 | 12.8 |
| 5.1 ~ 7.0 | | 0 | 0 | 6 | 25 | 0 | 0 | 0 | 0 | 0 | 0 | 0 | 42 | 125 | 19 | 2 | 0 | - | 219 | 2.5 |
| 7.1m/s以上 | | 0 | 0 | 0 | 3 | 0 | 0 | 0 | 0 | 0 | 0 | 0 | 9 | 27 | 2 | 0 | 0 | - | 41 | 0.5 |
| 合計 | | 75 | 182 | 593 | 1560 | 367 | 170 | 62 | 49 | 84 | 127 | 308 | 1144 | 1968 | 895 | 510 | 178 | - | 8720 | 100.0 |
| 頻度 (%) | | 0.9 | 2.1 | 6.8 | 17.9 | 4.2 | 1.9 | 0.7 | 0.6 | 1.0 | 1.5 | 3.5 | 13.1 | 22.6 | 10.3 | 5.8 | 2.0 | 5.1 | 100.0 | |

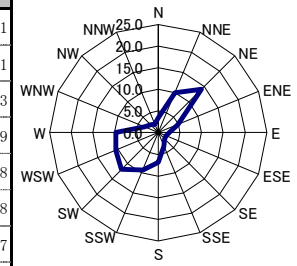


Calm : 5.1 %

※頻度は小数点以下第2位を四捨五入しているため、合計しても必ずしも100とはならない。

高岡戸出 観測局

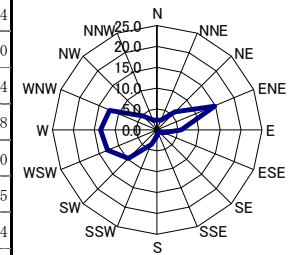
| 風速 | 風向 | N | NNE | NE | ENE | E | ESE | SE | SSE | S | SSW | SW | WSW | W | WNW | NW | NNW | calm | 合計 | 頻度 (%) |
|-----------|----|-----|------|------|-----|-----|-----|-----|-----|-----|-----|------|------|-----|-----|-----|-----|------|-------|--------|
| calm | | - | | | | | | | | | | | | | | | 78 | 78 | 1.1 | |
| 0.2 ~ 0.4 | | 17 | 29 | 22 | 9 | 15 | 19 | 12 | 21 | 36 | 31 | 37 | 40 | 35 | 22 | 19 | 12 | - | 376 | 5.1 |
| 0.5 ~ 0.7 | | 34 | 23 | 43 | 37 | 42 | 48 | 37 | 44 | 54 | 53 | 83 | 75 | 87 | 44 | 31 | 29 | - | 764 | 10.3 |
| 0.8 ~ 1.0 | | 31 | 30 | 36 | 35 | 45 | 23 | 31 | 37 | 53 | 84 | 99 | 123 | 86 | 42 | 30 | 19 | - | 804 | 10.9 |
| 1.1 ~ 3.0 | | 126 | 269 | 397 | 222 | 83 | 52 | 68 | 125 | 271 | 365 | 458 | 342 | 306 | 119 | 95 | 83 | - | 3381 | 45.8 |
| 3.1 ~ 5.0 | | 37 | 258 | 424 | 48 | 1 | 1 | 6 | 21 | 65 | 102 | 118 | 155 | 184 | 25 | 9 | 11 | - | 1465 | 19.8 |
| 5.1 ~ 7.0 | | 7 | 112 | 115 | 8 | 1 | 0 | 1 | 4 | 16 | 41 | 49 | 46 | 17 | 1 | 0 | 0 | - | 418 | 5.7 |
| 7.1m/s以上 | | 1 | 19 | 4 | 0 | 0 | 0 | 0 | 2 | 11 | 15 | 44 | 4 | 3 | 0 | 0 | 0 | - | 103 | 1.4 |
| 合計 | | 253 | 740 | 1041 | 359 | 187 | 143 | 155 | 254 | 506 | 691 | 888 | 785 | 718 | 253 | 184 | 154 | - | 7389 | 100.0 |
| 頻度 (%) | | 3.4 | 10.0 | 14.1 | 4.9 | 2.5 | 1.9 | 2.1 | 3.4 | 6.8 | 9.4 | 12.0 | 10.6 | 9.7 | 3.4 | 2.5 | 2.1 | 1.1 | 100.0 | |



Calm : 1.1 %

氷見 観測局

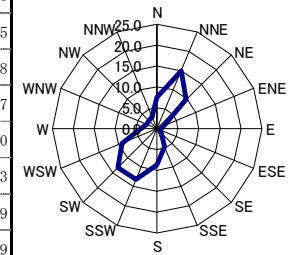
| 風速 | 風向 | N | NNE | NE | ENE | E | ESE | SE | SSE | S | SSW | SW | WSW | W | WNW | NW | NNW | calm | 合計 | 頻度 (%) |
|-----------|----|-----|-----|-----|------|-----|-----|-----|-----|-----|-----|-----|------|------|------|-----|-----|------|-------|--------|
| calm | | - | | | | | | | | | | | | | | | 380 | 380 | 4.4 | |
| 0.2 ~ 0.4 | | 16 | 7 | 7 | 11 | 5 | 2 | 5 | 7 | 10 | 25 | 42 | 166 | 359 | 150 | 39 | 25 | - | 876 | 10.0 |
| 0.5 ~ 0.7 | | 19 | 13 | 14 | 8 | 13 | 8 | 14 | 11 | 16 | 33 | 72 | 218 | 362 | 191 | 62 | 27 | - | 1081 | 12.4 |
| 0.8 ~ 1.0 | | 9 | 16 | 22 | 21 | 14 | 17 | 12 | 14 | 24 | 40 | 76 | 197 | 205 | 182 | 66 | 32 | - | 947 | 10.8 |
| 1.1 ~ 3.0 | | 107 | 95 | 232 | 530 | 291 | 109 | 33 | 30 | 73 | 165 | 406 | 385 | 241 | 413 | 174 | 123 | - | 3407 | 39.0 |
| 3.1 ~ 5.0 | | 51 | 79 | 192 | 610 | 153 | 19 | 3 | 3 | 9 | 52 | 192 | 114 | 18 | 123 | 76 | 10 | - | 1704 | 19.5 |
| 5.1 ~ 7.0 | | 1 | 8 | 58 | 100 | 23 | 0 | 0 | 1 | 2 | 9 | 46 | 35 | 0 | 13 | 1 | 0 | - | 297 | 3.4 |
| 7.1m/s以上 | | 0 | 0 | 7 | 17 | 0 | 0 | 0 | 0 | 1 | 0 | 11 | 6 | 0 | 0 | 0 | 0 | - | 42 | 0.5 |
| 合計 | | 203 | 218 | 532 | 1297 | 499 | 155 | 67 | 66 | 135 | 324 | 845 | 1121 | 1185 | 1072 | 418 | 217 | - | 8734 | 100.0 |
| 頻度 (%) | | 2.3 | 2.5 | 6.1 | 14.9 | 5.7 | 1.8 | 0.8 | 0.8 | 1.5 | 3.7 | 9.7 | 12.8 | 13.6 | 12.3 | 4.8 | 2.5 | 4.4 | 100.0 | |



Calm : 4.4 %

新湊三日曾根 観測局

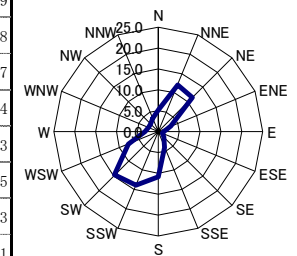
| 風速 | 風向 | N | NNE | NE | ENE | E | ESE | SE | SSE | S | SSW | SW | WSW | W | WNW | NW | NNW | calm | 合計 | 頻度 (%) |
|-----------|----|-----|------|-----|-----|-----|-----|-----|-----|-----|------|------|-----|-----|-----|-----|-----|------|-------|--------|
| calm | | - | | | | | | | | | | | | | | | 161 | 161 | 1.8 | |
| 0.2 ~ 0.4 | | 11 | 13 | 8 | 3 | 7 | 10 | 8 | 17 | 11 | 19 | 39 | 23 | 20 | 9 | 10 | 10 | - | 218 | 2.5 |
| 0.5 ~ 0.7 | | 13 | 17 | 11 | 17 | 15 | 9 | 17 | 22 | 34 | 51 | 70 | 55 | 28 | 11 | 26 | 25 | - | 421 | 4.8 |
| 0.8 ~ 1.0 | | 36 | 34 | 15 | 10 | 13 | 12 | 18 | 41 | 93 | 119 | 118 | 50 | 32 | 37 | 18 | 32 | - | 678 | 7.7 |
| 1.1 ~ 3.0 | | 392 | 697 | 458 | 118 | 47 | 35 | 64 | 241 | 514 | 795 | 694 | 364 | 144 | 126 | 148 | 160 | - | 4997 | 57.0 |
| 3.1 ~ 5.0 | | 160 | 481 | 305 | 11 | 0 | 1 | 2 | 49 | 56 | 124 | 170 | 205 | 91 | 54 | 35 | 33 | - | 1777 | 20.3 |
| 5.1 ~ 7.0 | | 40 | 50 | 49 | 1 | 0 | 0 | 0 | 30 | 45 | 37 | 58 | 91 | 20 | 3 | 3 | 5 | - | 432 | 4.9 |
| 7.1m/s以上 | | 8 | 12 | 17 | 0 | 0 | 0 | 0 | 7 | 4 | 6 | 12 | 11 | 0 | 1 | 0 | 0 | - | 78 | 0.9 |
| 合計 | | 660 | 1304 | 863 | 160 | 82 | 67 | 109 | 407 | 757 | 1151 | 1161 | 799 | 335 | 241 | 240 | 265 | - | 8762 | 100.0 |
| 頻度 (%) | | 7.5 | 14.9 | 9.8 | 1.8 | 0.9 | 0.8 | 1.2 | 4.6 | 8.6 | 13.1 | 13.3 | 9.1 | 3.8 | 2.8 | 2.7 | 3.0 | 1.8 | 100.0 | |



Calm : ####

新湊海老江 観測局

| 風速 | 風向 | N | NNE | NE | ENE | E | ESE | SE | SSE | S | SSW | SW | WSW | W | WNW | NW | NNW | calm | 合計 | 頻度 (%) |
|-----------|----|-----|------|------|-----|-----|-----|-----|-----|------|------|------|-----|-----|-----|-----|-----|------|-------|--------|
| calm | | - | | | | | | | | | | | | | | | 81 | 81 | 0.9 | |
| 0.2 ~ 0.4 | | 5 | 4 | 6 | 6 | 9 | 8 | 17 | 22 | 39 | 45 | 31 | 11 | 13 | 10 | 11 | 6 | - | 243 | 2.8 |
| 0.5 ~ 0.7 | | 18 | 7 | 14 | 6 | 8 | 12 | 21 | 50 | 97 | 86 | 64 | 54 | 19 | 14 | 11 | 13 | - | 494 | 5.7 |
| 0.8 ~ 1.0 | | 28 | 26 | 19 | 15 | 18 | 20 | 31 | 51 | 127 | 160 | 142 | 72 | 37 | 30 | 19 | 17 | - | 812 | 9.4 |
| 1.1 ~ 3.0 | | 292 | 481 | 448 | 174 | 72 | 57 | 86 | 201 | 470 | 763 | 774 | 308 | 139 | 128 | 130 | 183 | - | 4706 | 54.3 |
| 3.1 ~ 5.0 | | 73 | 388 | 374 | 73 | 6 | 1 | 4 | 23 | 145 | 111 | 171 | 197 | 59 | 33 | 47 | 68 | - | 1773 | 20.5 |
| 5.1 ~ 7.0 | | 24 | 121 | 103 | 12 | 0 | 0 | 0 | 6 | 45 | 28 | 70 | 26 | 6 | 2 | 4 | 12 | - | 459 | 5.3 |
| 7.1m/s以上 | | 2 | 15 | 34 | 1 | 0 | 0 | 0 | 1 | 13 | 4 | 20 | 1 | 0 | 0 | 0 | 3 | - | 94 | 1.1 |
| 合計 | | 442 | 1042 | 998 | 287 | 113 | 98 | 159 | 354 | 936 | 1197 | 1272 | 669 | 273 | 217 | 222 | 302 | - | 8662 | 100.0 |
| 頻度 (%) | | 5.1 | 12.0 | 11.5 | 3.3 | 1.3 | 1.1 | 1.8 | 4.1 | 10.8 | 13.8 | 14.7 | 7.7 | 3.2 | 2.5 | 2.6 | 3.5 | 0.9 | 100.0 | |

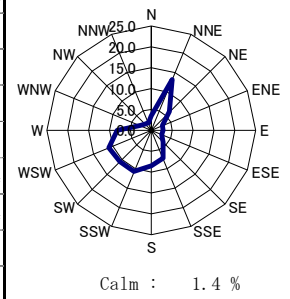


Calm : 0.9 %

※頻度は小数点以下第2位を四捨五入しているため、合計しても必ずしも100とはならない。

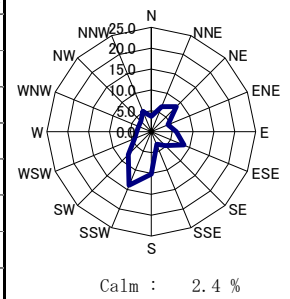
小杉太閤山 観測局

| 風速 | 風向 | N | NNE | NE | ENE | E | ESE | SE | SSE | S | SSW | SW | WSW | W | WNN | NW | NNW | calm | 合計 | 頻度 (%) |
|-----------|----|-----|------|-----|-----|-----|-----|-----|-----|-----|------|------|------|-----|-----|-----|-----|------|-------|--------|
| calm | | - | | | | | | | | | | | | | | | 120 | 120 | 1.4 | |
| 0.2 ~ 0.4 | | 17 | 24 | 23 | 33 | 33 | 41 | 38 | 39 | 62 | 55 | 77 | 38 | 27 | 19 | 23 | 7 | | 556 | 6.5 |
| 0.5 ~ 0.7 | | 16 | 31 | 40 | 54 | 60 | 54 | 77 | 83 | 127 | 192 | 221 | 96 | 43 | 34 | 22 | 26 | | 1176 | 13.8 |
| 0.8 ~ 1.0 | | 30 | 46 | 38 | 43 | 52 | 60 | 68 | 104 | 127 | 253 | 215 | 100 | 59 | 40 | 25 | 26 | | 1286 | 15.1 |
| 1.1 ~ 3.0 | | 157 | 558 | 349 | 120 | 102 | 75 | 151 | 274 | 301 | 385 | 347 | 488 | 307 | 130 | 104 | 90 | | 3938 | 46.1 |
| 3.1 ~ 5.0 | | 66 | 423 | 75 | 2 | 2 | 1 | 2 | 70 | 69 | 32 | 44 | 193 | 209 | 19 | 10 | 13 | | 1230 | 14.4 |
| 5.1 ~ 7.0 | | 7 | 45 | 10 | 0 | 0 | 0 | 0 | 38 | 37 | 0 | 1 | 30 | 41 | 0 | 0 | 0 | | 209 | 2.4 |
| 7.1m/s以上 | | 0 | 1 | 0 | 0 | 0 | 0 | 0 | 13 | 6 | 0 | 0 | 0 | 4 | 0 | 0 | 0 | | 24 | 0.3 |
| 合計 | | 293 | 1128 | 535 | 252 | 249 | 231 | 336 | 621 | 729 | 917 | 905 | 945 | 690 | 242 | 184 | 162 | | 8539 | 100.0 |
| 頻度 (%) | | 3.4 | 13.2 | 6.3 | 3.0 | 2.9 | 2.7 | 3.9 | 7.3 | 8.5 | 10.7 | 10.6 | 11.1 | 8.1 | 2.8 | 2.2 | 1.9 | 1.4 | 100.0 | |



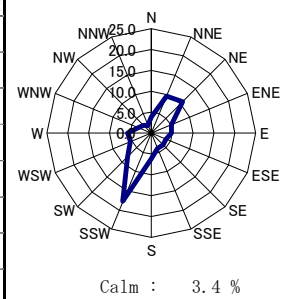
魚津 観測局

| 風速 | 風向 | N | NNE | NE | ENE | E | ESE | SE | SSE | S | SSW | SW | WSW | W | WNN | NW | NNW | calm | 合計 | 頻度 (%) |
|-----------|----|-----|-----|-----|-----|-----|-----|-----|-----|------|------|-----|-----|-----|-----|-----|-----|------|-------|--------|
| calm | | - | | | | | | | | | | | | | | | 213 | 213 | 2.4 | |
| 0.2 ~ 0.4 | | 19 | 15 | 21 | 26 | 59 | 86 | 58 | 31 | 23 | 24 | 17 | 12 | 7 | 16 | 10 | 13 | | 437 | 5.0 |
| 0.5 ~ 0.7 | | 30 | 21 | 36 | 50 | 117 | 219 | 169 | 88 | 67 | 45 | 39 | 26 | 19 | 16 | 19 | 15 | | 976 | 11.2 |
| 0.8 ~ 1.0 | | 17 | 26 | 44 | 68 | 125 | 235 | 127 | 93 | 90 | 47 | 50 | 29 | 29 | 16 | 14 | 20 | | 1030 | 11.8 |
| 1.1 ~ 3.0 | | 184 | 296 | 399 | 240 | 230 | 202 | 57 | 82 | 607 | 579 | 301 | 173 | 176 | 200 | 227 | 245 | | 4198 | 48.0 |
| 3.1 ~ 5.0 | | 73 | 199 | 226 | 5 | 1 | 0 | 0 | 0 | 96 | 390 | 178 | 95 | 68 | 29 | 35 | 161 | | 1556 | 17.8 |
| 5.1 ~ 7.0 | | 1 | 13 | 21 | 0 | 0 | 0 | 0 | 0 | 7 | 112 | 79 | 33 | 12 | 4 | 1 | 3 | | 286 | 3.3 |
| 7.1m/s以上 | | 0 | 0 | 3 | 0 | 0 | 0 | 0 | 0 | 0 | 19 | 15 | 7 | 0 | 1 | 1 | 0 | | 46 | 0.5 |
| 合計 | | 324 | 570 | 750 | 389 | 532 | 742 | 411 | 294 | 890 | 1216 | 679 | 375 | 311 | 282 | 307 | 457 | | 8742 | 100.0 |
| 頻度 (%) | | 3.7 | 6.5 | 8.6 | 4.4 | 6.1 | 8.5 | 4.7 | 3.4 | 10.2 | 13.9 | 7.8 | 4.3 | 3.6 | 3.2 | 3.5 | 5.2 | 2.4 | 100.0 | |



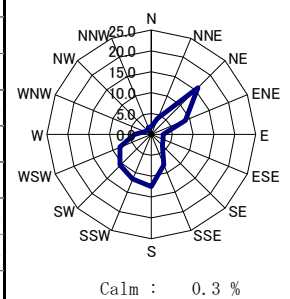
黒部植木 観測局

| 風速 | 風向 | N | NNE | NE | ENE | E | ESE | SE | SSE | S | SSW | SW | WSW | W | WNN | NW | NNW | calm | 合計 | 頻度 (%) |
|-----------|----|-----|-----|------|-----|-----|-----|-----|-----|-----|------|-----|-----|-----|-----|-----|-----|------|-------|--------|
| calm | | - | | | | | | | | | | | | | | | 241 | 241 | 3.4 | |
| 0.2 ~ 0.4 | | 12 | 49 | 56 | 30 | 26 | 39 | 38 | 35 | 32 | 42 | 32 | 20 | 19 | 10 | 19 | 9 | | 468 | 6.7 |
| 0.5 ~ 0.7 | | 19 | 44 | 47 | 41 | 48 | 49 | 53 | 56 | 34 | 69 | 38 | 27 | 22 | 27 | 23 | 16 | | 613 | 8.7 |
| 0.8 ~ 1.0 | | 30 | 61 | 62 | 63 | 64 | 65 | 73 | 62 | 42 | 71 | 33 | 31 | 30 | 24 | 24 | 16 | | 751 | 10.7 |
| 1.1 ~ 3.0 | | 194 | 448 | 449 | 220 | 209 | 115 | 117 | 117 | 275 | 664 | 256 | 192 | 201 | 122 | 79 | 90 | | 3748 | 53.3 |
| 3.1 ~ 5.0 | | 9 | 63 | 123 | 21 | 1 | 4 | 2 | 6 | 56 | 319 | 155 | 74 | 94 | 39 | 23 | 11 | | 1000 | 14.2 |
| 5.1 ~ 7.0 | | 0 | 1 | 14 | 0 | 0 | 0 | 1 | 0 | 0 | 72 | 38 | 24 | 23 | 6 | 5 | 0 | | 184 | 2.6 |
| 7.1m/s以上 | | 0 | 0 | 0 | 0 | 0 | 0 | 0 | 0 | 1 | 9 | 9 | 7 | 5 | 1 | 0 | 0 | | 32 | 0.5 |
| 合計 | | 264 | 666 | 751 | 375 | 348 | 272 | 284 | 276 | 440 | 1246 | 561 | 375 | 394 | 229 | 173 | 142 | | 7037 | 100.0 |
| 頻度 (%) | | 3.8 | 9.5 | 10.7 | 5.3 | 4.9 | 3.9 | 4.0 | 3.9 | 6.3 | 17.7 | 8.0 | 5.3 | 5.6 | 3.3 | 2.5 | 2.0 | 3.4 | 100.0 | |



入善 観測局

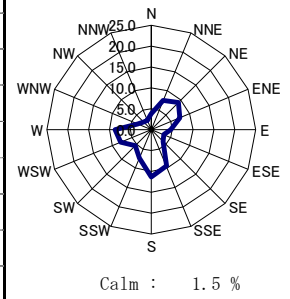
| 風速 | 風向 | N | NNE | NE | ENE | E | ESE | SE | SSE | S | SSW | SW | WSW | W | WNN | NW | NNW | calm | 合計 | 頻度 (%) |
|-----------|----|-----|-----|------|-----|-----|-----|-----|-----|------|------|------|-----|-----|-----|-----|-----|------|-------|--------|
| calm | | - | | | | | | | | | | | | | | | 25 | 25 | 0.3 | |
| 0.2 ~ 0.4 | | 6 | 9 | 16 | 11 | 22 | 27 | 22 | 30 | 31 | 16 | 10 | 18 | 9 | 9 | 14 | 9 | | 259 | 3.0 |
| 0.5 ~ 0.7 | | 8 | 9 | 18 | 27 | 61 | 88 | 80 | 85 | 103 | 60 | 36 | 25 | 20 | 15 | 14 | 16 | | 665 | 7.6 |
| 0.8 ~ 1.0 | | 14 | 29 | 53 | 57 | 62 | 97 | 122 | 194 | 197 | 87 | 48 | 29 | 30 | 25 | 21 | 19 | | 1084 | 12.4 |
| 1.1 ~ 3.0 | | 103 | 248 | 665 | 425 | 107 | 63 | 112 | 388 | 764 | 600 | 463 | 358 | 151 | 83 | 49 | 107 | | 4686 | 53.6 |
| 3.1 ~ 5.0 | | 22 | 65 | 569 | 204 | 3 | 0 | 2 | 5 | 7 | 204 | 297 | 216 | 82 | 3 | 2 | 5 | | 1686 | 19.3 |
| 5.1 ~ 7.0 | | 1 | 2 | 51 | 42 | 0 | 0 | 0 | 0 | 0 | 42 | 57 | 49 | 46 | 0 | 0 | 4 | | 294 | 3.4 |
| 7.1m/s以上 | | 0 | 0 | 3 | 5 | 0 | 0 | 0 | 0 | 0 | 7 | 9 | 8 | 5 | 0 | 0 | 0 | | 37 | 0.4 |
| 合計 | | 154 | 362 | 1375 | 771 | 255 | 275 | 338 | 702 | 1102 | 1016 | 920 | 703 | 343 | 135 | 100 | 160 | | 8736 | 100.0 |
| 頻度 (%) | | 1.8 | 4.1 | 15.7 | 8.8 | 2.9 | 3.1 | 3.9 | 8.0 | 12.6 | 11.6 | 10.5 | 8.0 | 3.9 | 1.5 | 1.1 | 1.8 | 0.3 | 100.0 | |



※頻度は小数点以下第2位を四捨五入しているため、合計しても必ずしも100とはならない。

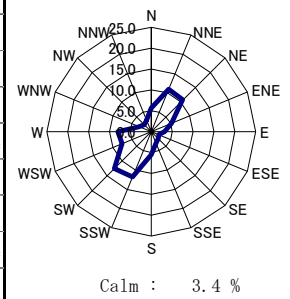
砺波 観測局

| 風速 \ 風向 | N | NNE | NE | ENE | E | ESE | SE | SSE | S | SSW | SW | WSW | W | WNW | NW | NNW | calm | 合計 | 頻度 (%) |
|-----------|-----|-----|-----|-----|-----|-----|-----|-----|------|-----|-----|-----|-----|-----|-----|-----|------|-------|--------|
| calm | — | | | | | | | | | | | | | | | | 134 | 134 | 1.5 |
| 0.2 ~ 0.4 | 36 | 23 | 29 | 37 | 35 | 36 | 47 | 46 | 67 | 75 | 63 | 32 | 25 | 28 | 25 | 15 | — | 619 | 7.1 |
| 0.5 ~ 0.7 | 52 | 32 | 53 | 77 | 80 | 79 | 94 | 130 | 105 | 102 | 75 | 66 | 42 | 34 | 33 | 40 | | 1094 | 12.6 |
| 0.8 ~ 1.0 | 46 | 50 | 71 | 110 | 83 | 60 | 88 | 142 | 104 | 79 | 71 | 52 | 52 | 33 | 42 | 31 | | 1114 | 12.8 |
| 1.1 ~ 3.0 | 172 | 347 | 519 | 402 | 207 | 108 | 114 | 388 | 441 | 266 | 211 | 213 | 253 | 158 | 111 | 116 | | 4026 | 46.2 |
| 3.1 ~ 5.0 | 19 | 193 | 119 | 18 | 8 | 5 | 5 | 97 | 189 | 99 | 43 | 157 | 242 | 55 | 7 | 5 | | 1261 | 14.5 |
| 5.1 ~ 7.0 | 2 | 7 | 3 | 0 | 0 | 0 | 0 | 20 | 66 | 24 | 6 | 112 | 111 | 3 | 0 | 0 | | 354 | 4.1 |
| 7.1m/s以上 | 0 | 1 | 0 | 0 | 0 | 0 | 0 | 2 | 17 | 6 | 0 | 56 | 23 | 0 | 0 | 0 | | 105 | 1.2 |
| 合計 | 327 | 653 | 794 | 644 | 413 | 288 | 348 | 825 | 989 | 651 | 469 | 688 | 748 | 311 | 218 | 207 | | 8707 | 100.0 |
| 頻度 (%) | 3.8 | 7.5 | 9.1 | 7.4 | 4.7 | 3.3 | 4.0 | 9.5 | 11.4 | 7.5 | 5.4 | 7.9 | 8.6 | 3.6 | 2.5 | 2.4 | 1.5 | 100.0 | |



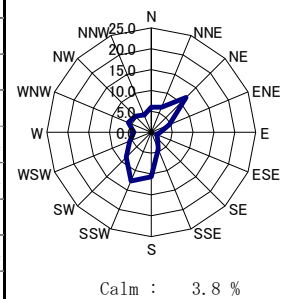
小矢部 観測局

| 風速 \ 風向 | N | NNE | NE | ENE | E | ESE | SE | SSE | S | SSW | SW | WSW | W | WNW | NW | NNW | calm | 合計 | 頻度 (%) |
|-----------|-----|------|------|-----|-----|-----|-----|-----|-----|------|------|-----|-----|-----|-----|-----|------|-------|--------|
| calm | — | | | | | | | | | | | | | | | | 291 | 291 | 3.4 |
| 0.2 ~ 0.4 | 57 | 43 | 48 | 36 | 26 | 32 | 38 | 48 | 58 | 75 | 103 | 79 | 47 | 50 | 67 | 58 | — | 865 | 10.2 |
| 0.5 ~ 0.7 | 62 | 81 | 60 | 59 | 56 | 45 | 49 | 58 | 78 | 145 | 156 | 71 | 58 | 34 | 50 | 71 | | 1133 | 13.3 |
| 0.8 ~ 1.0 | 75 | 89 | 75 | 57 | 63 | 25 | 39 | 33 | 104 | 174 | 126 | 54 | 29 | 31 | 32 | 55 | | 1061 | 12.5 |
| 1.1 ~ 3.0 | 227 | 521 | 521 | 234 | 116 | 57 | 71 | 88 | 188 | 441 | 433 | 318 | 256 | 103 | 57 | 54 | | 3685 | 43.4 |
| 3.1 ~ 5.0 | 51 | 188 | 205 | 55 | 6 | 6 | 3 | 8 | 26 | 92 | 187 | 107 | 245 | 49 | 1 | 0 | | 1229 | 14.5 |
| 5.1 ~ 7.0 | 3 | 5 | 5 | 0 | 0 | 0 | 3 | 13 | 14 | 49 | 48 | 6 | 42 | 0 | 0 | 0 | | 188 | 2.2 |
| 7.1m/s以上 | 0 | 0 | 0 | 0 | 0 | 0 | 0 | 5 | 4 | 19 | 4 | 2 | 3 | 0 | 0 | 0 | | 37 | 0.4 |
| 合計 | 475 | 927 | 914 | 441 | 267 | 165 | 203 | 253 | 472 | 995 | 1057 | 637 | 680 | 267 | 207 | 238 | | 8489 | 100.0 |
| 頻度 (%) | 5.6 | 10.9 | 10.8 | 5.2 | 3.1 | 1.9 | 2.4 | 3.0 | 5.6 | 11.7 | 12.5 | 7.5 | 8.0 | 3.1 | 2.4 | 2.8 | 3.4 | 100.0 | |



福野 観測局

| 風速 \ 風向 | N | NNE | NE | ENE | E | ESE | SE | SSE | S | SSW | SW | WSW | W | WNW | NW | NNW | calm | 合計 | 頻度 (%) |
|-----------|-----|-----|------|-----|-----|-----|-----|-----|------|------|-----|-----|-----|-----|-----|-----|------|-------|--------|
| calm | — | | | | | | | | | | | | | | | | 329 | 329 | 3.8 |
| 0.2 ~ 0.4 | 93 | 79 | 55 | 49 | 60 | 51 | 81 | 111 | 145 | 166 | 160 | 129 | 93 | 66 | 105 | 112 | — | 1555 | 17.9 |
| 0.5 ~ 0.7 | 122 | 95 | 75 | 83 | 50 | 34 | 49 | 94 | 225 | 236 | 144 | 78 | 63 | 59 | 73 | 85 | | 1565 | 18.1 |
| 0.8 ~ 1.0 | 119 | 81 | 106 | 70 | 37 | 23 | 38 | 79 | 140 | 118 | 80 | 59 | 37 | 51 | 62 | 51 | | 1151 | 13.3 |
| 1.1 ~ 3.0 | 168 | 265 | 641 | 191 | 38 | 26 | 17 | 87 | 346 | 374 | 186 | 168 | 148 | 283 | 181 | 123 | | 3242 | 37.4 |
| 3.1 ~ 5.0 | 15 | 36 | 134 | 16 | 0 | 0 | 0 | 1 | 63 | 138 | 93 | 40 | 11 | 42 | 35 | 14 | | 638 | 7.4 |
| 5.1 ~ 7.0 | 2 | 4 | 11 | 1 | 0 | 0 | 0 | 0 | 11 | 46 | 52 | 14 | 1 | 5 | 1 | 0 | | 148 | 1.7 |
| 7.1m/s以上 | 0 | 0 | 0 | 0 | 0 | 0 | 0 | 0 | 0 | 17 | 20 | 1 | 0 | 1 | 0 | 0 | | 39 | 0.4 |
| 合計 | 519 | 560 | 1022 | 410 | 185 | 134 | 185 | 372 | 930 | 1095 | 735 | 489 | 353 | 507 | 457 | 385 | | 8667 | 100.0 |
| 頻度 (%) | 6.0 | 6.5 | 11.8 | 4.7 | 2.1 | 1.5 | 2.1 | 4.3 | 10.7 | 12.6 | 8.5 | 5.6 | 4.1 | 5.8 | 5.3 | 4.4 | 3.8 | 100.0 | |



※頻度は小数点以下第2位を四捨五入しているため、合計しても必ずしも100とはならない。